

Student Middle Detail Report

Date of Survey: 2018-12-01 To 2019-02-28

Report Level: Data for LEA - Deer Lakes SD

Total Number of Respondents: 311 Filtered Count: 311

[print](#)

TABLE 1	
Agreeable to... (GREEN) 3.4 and above Contradiction to... (Red) 2.5 and below	
a. Total Average School Climate Score	2.61
b. Social Emotional Learning Average Domain Score	2.50
c. Student Support Average Domain Score	2.49
d. High Expectations/Academic/Challenge Average Domain Score	2.55
e. Safe School Climate Average Domain Score	2.88

Question	Results
Rank how safe you believe your school is because of the school police officer.	
My school is just as safe as before the police/SRO came to our school	51 16.6%
My school is somewhat safer than before the police/SRO came to our school	168 54.7%
My school is much safer than before the police/SRO came to our school	88 28.7%
Think about your class schedule on Monday this week. Which one of the following classes did you have closest to lunch but before lunch?	
English/Language Arts	55 17.7%
Mathematics	117 37.6%
Science	68 21.9%
Social Studies	53 17.0%
Not Applicable	18 5.8%

Question	Results
We have a police officer/school resource officer (SRO) in our school:	
Yes	307 98.7%
No	3 1.0%
Not Applicable	1 0.3%
The school police officer/school resource officer helps to make our school a safer place.	
Yes	283 92.2%
No	24 7.8%

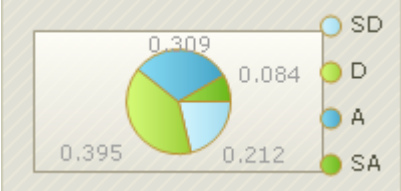
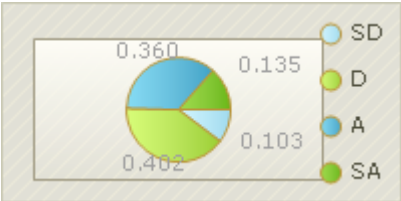
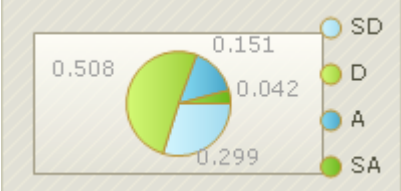
Student Middle Detail Report

Question	Results
What grade are you currently enrolled this school year?	
6th Grade	82 26.4%
7th Grade	116 37.3%
8th Grade	113 36.3%
9th Grade	0 0.0%
Which category best describes your Gender?	
Female	166 53.4%
Male	145 46.6%

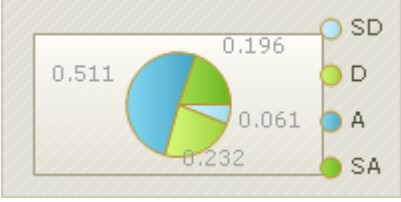
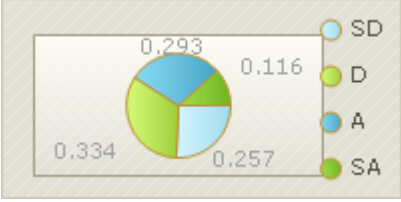
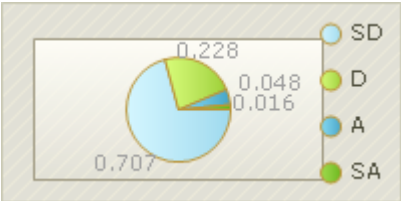
Question	Results
Select the one or more from the categories provided that best match.	
American Indian/Alaskan Native	6 1.7%
Black/African American	12 3.5%
Hispanic	10 2.9%
Multi-Racial	16 4.7%
White/Caucasian	270 78.5%
Asian	8 2.3%
Native Hawaiian or other Pacific Islander	5 1.5%
Unavailable/Unknown/Decline	17 4.9%

Notes:

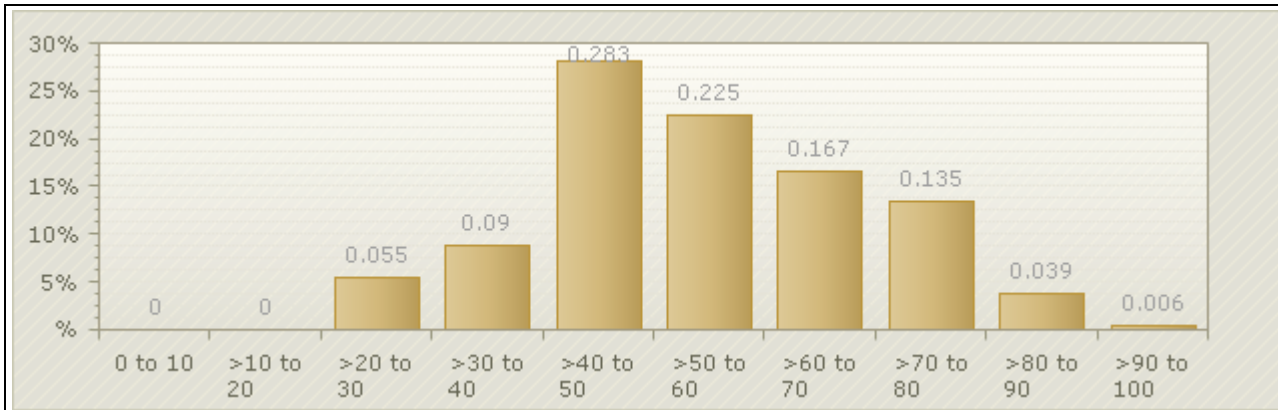
Student Middle Detail Report

Question	Total Answers	1 Strongly Disagree (SD)	2 Disagree (D)	3 Agree (A)	4 Strongly Agree (SA)	Mean Rating
1. How much do you agree with the following statements about your school:						
<p>a. I worry about crime and violence in school.</p>  <p><i>* Safe School Climate Domain</i> ** Note: This question has been altered for this report so that the answer reflects the true value of other questions within the report. A disagreement with this question is a positive answer and would skew the total value of the domain.</p>	311	66 21.2%	123 39.5%	96 30.9%	26 8.4%	2.74
<p>b. Students at this school are often bullied.</p>  <p><i>* Safe School Climate Domain</i> ** Note: This question has been altered for this report so that the answer reflects the true value of other questions within the report. A disagreement with this question is a positive answer and would skew the total value of the domain.</p>	311	32 10.3%	125 40.2%	112 36.0%	42 13.5%	2.47
<p>c. Students at this school are often threatened.</p>  <p><i>* Safe School Climate Domain</i> ** Note: This question has been altered for this report so that the answer reflects the true value of other questions within the report. A disagreement with this question is a positive answer and would skew the total value of the domain.</p>	311	93 29.9%	158 50.8%	47 15.1%	13 4.2%	3.06

Student Middle Detail Report

Question	Total Answers	1 Strongly Disagree (SD)	2 Disagree (D)	3 Agree (A)	4 Strongly Agree (SA)	Mean Rating
<p>d. Students at this school are often teased or picked on.</p>  <p>* Safe School Climate Domain ** Note: This question has been altered for this report so that the answer reflects the true value of other questions within the report. A disagreement with this question is a positive answer and would skew the total value of the domain.</p>	311	19 6.1%	72 23.2%	159 51.1%	61 19.6%	2.16
<p>e. Students at this school are often bullied because of certain characteristics (ex: race, religion, or weight).</p>  <p>* Safe School Climate Domain ** Note: This question has been altered for this report so that the answer reflects the true value of other questions within the report. A disagreement with this question is a positive answer and would skew the total value of the domain.</p>	311	80 25.7%	104 33.4%	91 29.3%	36 11.6%	2.73
<p>f. I sometimes stay home because I don't feel safe at school.</p>  <p>* Safe School Climate Domain ** Note: This question has been altered for this report so that the answer reflects the true value of other questions within the report. A disagreement with this question is a positive answer and would skew the total value of the domain.</p>	311	220 70.7%	71 22.8%	15 4.8%	5 1.6%	3.63

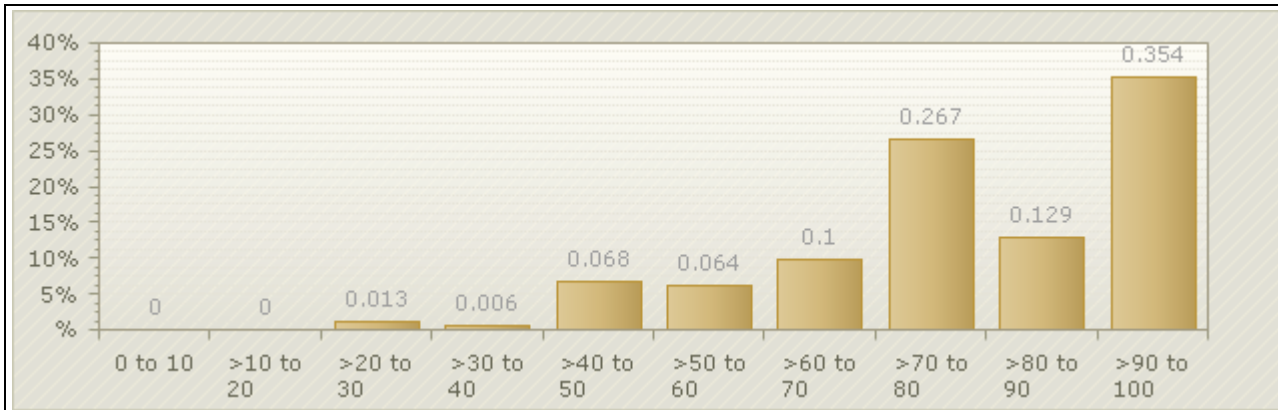
Student Middle Detail Report



Note: Each respondents collection of answers for the question set above are averaged and plotted into this graph to show how the scores are distributed across the entire collection of respondents. In this specific set '0 to 10' would relate to 'Strongly Disagree' and '>90 to 100' would relate to 'Strongly Agree'.

Question	Total Answers	1 Not Safe (NS)	2 Somewhat Safe (SS)	3 Mostly Safe (MS)	4 Very Safe (VS)	Mean Rating
2. How safe do you feel:						
a. Outside around the school.						
<i>* Safe School Climate Domain</i>	311	9 2.9%	68 21.9%	157 50.5%	77 24.8%	2.97
b. In the hallways and bathrooms of the school.						
<i>* Safe School Climate Domain</i>	311	15 4.8%	54 17.4%	131 42.1%	111 35.7%	3.09
c. In your classes.						
<i>* Safe School Climate Domain</i>	311	8 2.6%	25 8.0%	104 33.4%	174 55.9%	3.43

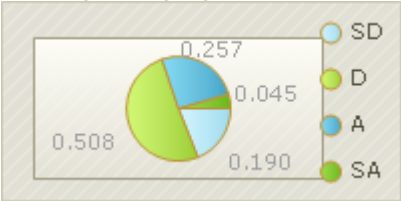
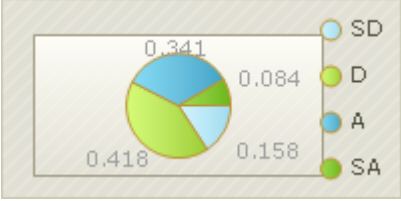
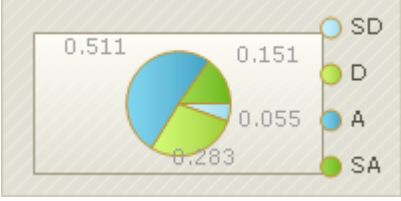
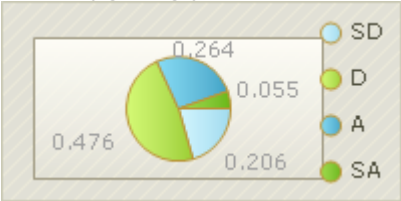
Student Middle Detail Report



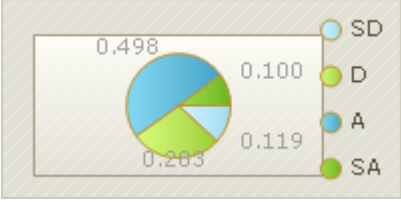
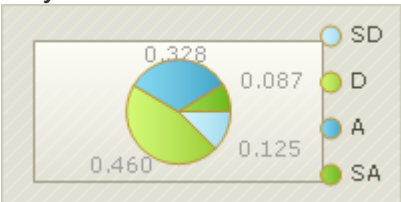
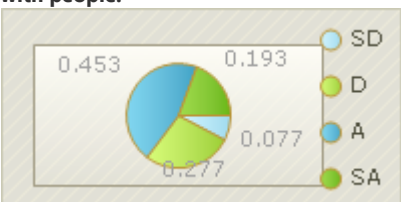
Note: Each respondents collection of answers for the question set above are averaged and plotted into this graph to show how the scores are distributed across the entire collection of respondents. In this specific set '0 to 10' would relate to 'Not Safe' and '>90 to 100' would relate to 'Very Safe'.

Question	Total Answers	1 Strongly Disagree (SD)	2 Disagree (D)	3 Agree (A)	4 Strongly Agree (SA)	Mean Rating
3. How much do you agree with the following statements about students in your school:						
<p>a. Don't really care about each other.</p> <p>* Safe School Climate Domain ** Note: This question has been altered for this report so that the answer reflects the true value of other questions within the report. A disagreement with this question is a positive answer and would skew the total value of the domain.</p>	311	72 23.2%	149 47.9%	76 24.4%	14 4.5%	2.90
<p>b. Like to put others down.</p> <p>* Safe School Climate Domain ** Note: This question has been altered for this report so that the answer reflects the true value of other questions within the report. A disagreement with this question is a positive answer and would skew the total value of the domain.</p>	311	82 26.4%	136 43.7%	75 24.1%	18 5.8%	2.91

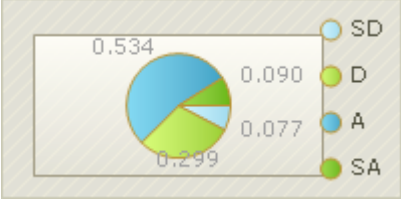
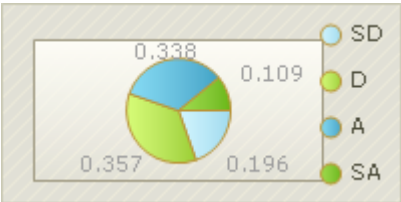
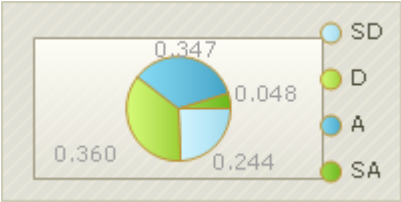
Student Middle Detail Report

Question	Total Answers	1 Strongly Disagree (SD)	2 Disagree (D)	3 Agree (A)	4 Strongly Agree (SA)	Mean Rating
<p>c. Don't get along together well.</p>  <p><i>* Safe School Climate Domain</i> ** Note: This question has been altered for this report so that the answer reflects the true value of other questions within the report. A disagreement with this question is a positive answer and would skew the total value of the domain.</p>	311	59 19.0%	158 50.8%	80 25.7%	14 4.5%	2.84
<p>d. Just look out for themselves.</p>  <p><i>* Safe School Climate Domain</i> ** Note: This question has been altered for this report so that the answer reflects the true value of other questions within the report. A disagreement with this question is a positive answer and would skew the total value of the domain.</p>	311	49 15.8%	130 41.8%	106 34.1%	26 8.4%	2.65
<p>e. Treat each other with respect.</p>  <p><i>* Safe School Climate Domain</i></p>	311	17 5.5%	88 28.3%	159 51.1%	47 15.1%	2.76
<p>f. Stop and think before doing anything when they get angry.</p>  <p><i>* Social Emotional Learning Domain</i></p>	311	64 20.6%	148 47.6%	82 26.4%	17 5.5%	2.17

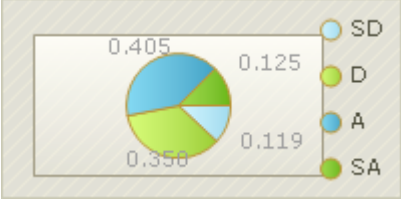
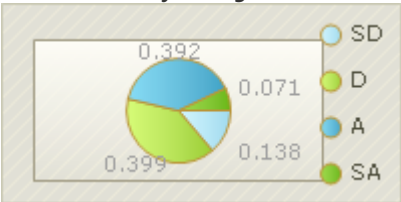
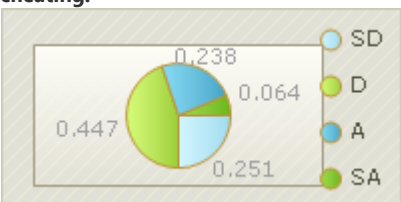
Student Middle Detail Report

Question	Total Answers	1 Strongly Disagree (SD)	2 Disagree (D)	3 Agree (A)	4 Strongly Agree (SA)	Mean Rating
<p>g. Do their share of the work when we have group projects.</p>  <p><i>* Social Emotional Learning Domain</i></p>	311	37 11.9%	88 28.3%	155 49.8%	31 10.0%	2.58
<p>h. Give up when they can't solve a problem easily.</p>  <p><i>* Social Emotional Learning Domain</i> ** Note: This question has been altered for this report so that the answer reflects the true value of other questions within the report. A disagreement with this question is a positive answer and would skew the total value of the domain.</p>	311	39 12.5%	143 46.0%	102 32.8%	27 8.7%	2.62
<p>i. Get into arguments when they disagree with people.</p>  <p><i>* Social Emotional Learning Domain</i> ** Note: This question has been altered for this report so that the answer reflects the true value of other questions within the report. A disagreement with this question is a positive answer and would skew the total value of the domain.</p>	311	24 7.7%	86 27.7%	141 45.3%	60 19.3%	2.24

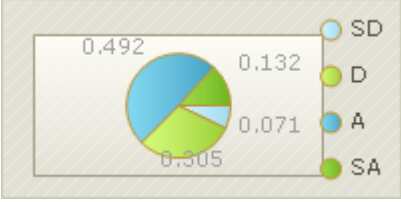
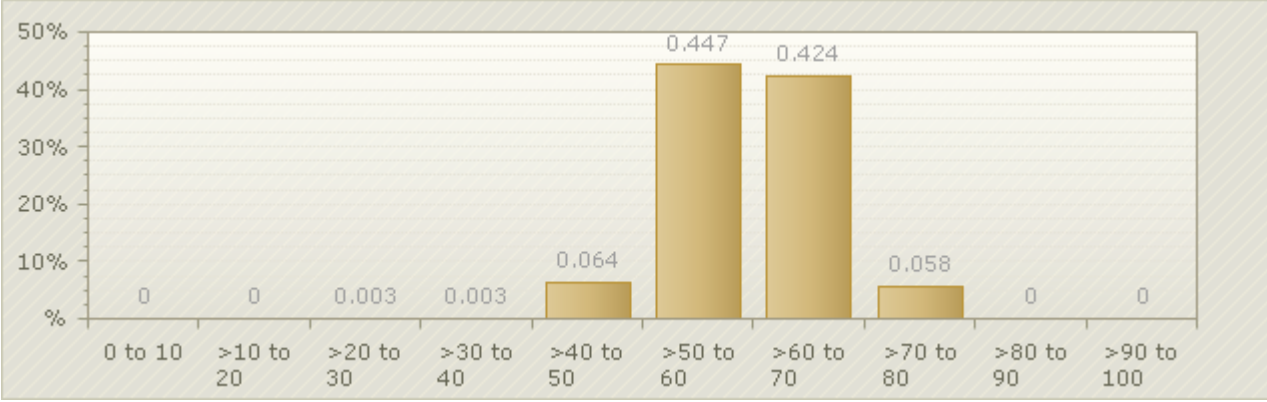
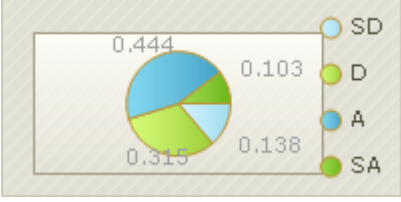
Student Middle Detail Report

Question	Total Answers	1 Strongly Disagree (SD)	2 Disagree (D)	3 Agree (A)	4 Strongly Agree (SA)	Mean Rating
<p>j. Do their best, even when their school work is difficult.</p>  <p>* Social Emotional Learning Domain</p>	311	24 7.7%	93 29.9%	166 53.4%	28 9.0%	2.64
<p>k. Think it's OK to fight if someone insults them.</p>  <p>* Social Emotional Learning Domain ** Note: This question has been altered for this report so that the answer reflects the true value of other questions within the report. A disagreement with this question is a positive answer and would skew the total value of the domain.</p>	311	61 19.6%	111 35.7%	105 33.8%	34 10.9%	2.64
<p>l. Do all their homework.</p>  <p>* Social Emotional Learning Domain</p>	311	76 24.4%	112 36.0%	108 34.7%	15 4.8%	2.20

Student Middle Detail Report

Question	Total Answers	1 Strongly Disagree (SD)	2 Disagree (D)	3 Agree (A)	4 Strongly Agree (SA)	Mean Rating
<p>m. Say mean things to other students when they think the other students deserve it.</p>  <p>* Social Emotional Learning Domain ** Note: This question has been altered for this report so that the answer reflects the true value of other questions within the report. A disagreement with this question is a positive answer and would skew the total value of the domain.</p>	311	37 11.9%	109 35.0%	126 40.5%	39 12.5%	2.46
<p>n. Try to work out their disagreements with other students by talking to them.</p>  <p>* Social Emotional Learning Domain</p>	311	43 13.8%	124 39.9%	122 39.2%	22 7.1%	2.40
<p>o. Think it's OK to cheat if other students are cheating.</p>  <p>* Social Emotional Learning Domain ** Note: This question has been altered for this report so that the answer reflects the true value of other questions within the report. A disagreement with this question is a positive answer and would skew the total value of the domain.</p>	311	78 25.1%	139 44.7%	74 23.8%	20 6.4%	2.88

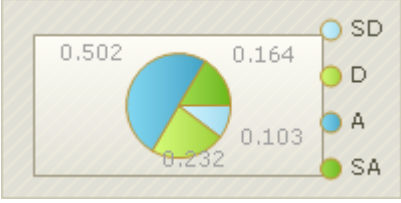
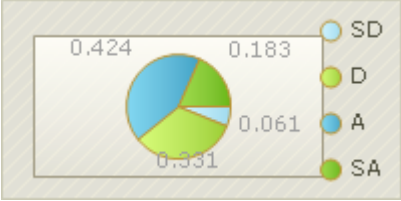
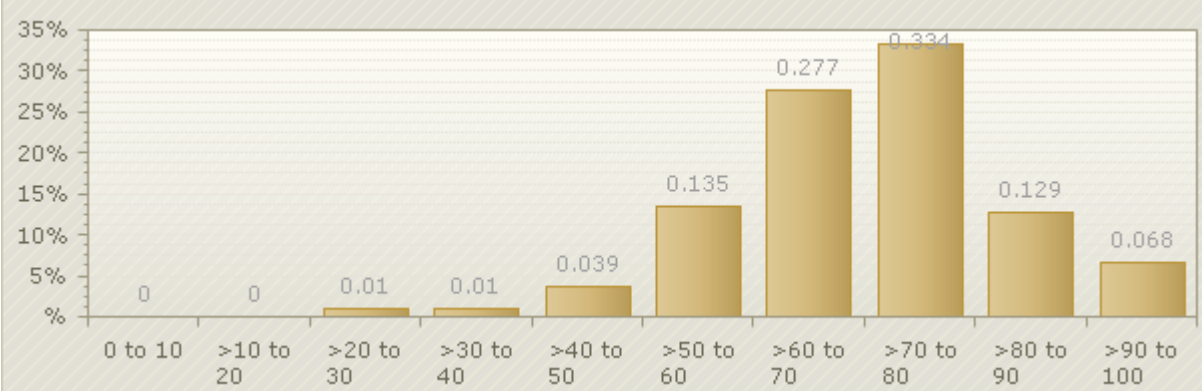
Student Middle Detail Report

Question	Total Answers	1 Strongly Disagree (SD)	2 Disagree (D)	3 Agree (A)	4 Strongly Agree (SA)	Mean Rating
<p>p. Try to do a good job on school work even when it is not interesting.</p>  <p><i>* Social Emotional Learning Domain</i></p>	311	22 7.1%	95 30.5%	153 49.2%	41 13.2%	2.68
 <p>Note: Each respondents collection of answers for the question set above are averaged and plotted into this graph to show how the scores are distributed across the entire collection of respondents. In this specific set '0 to 10' would relate to 'Strongly Disagree' and '>90 to 100' would relate to 'Strongly Agree'.</p>						
<p>4. How much do you agree with the following statements about your teachers:</p>						
<p>a. Often connect what I am learning to life outside the classroom.</p>  <p><i>* High Expectations/Academic Rigor/Challenge Domain</i></p>	311	43 13.8%	98 31.5%	138 44.4%	32 10.3%	2.51


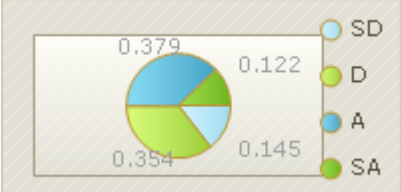
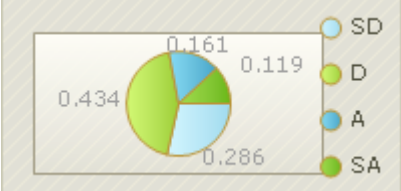
Student Middle Detail Report

Question	Total Answers	1 Strongly Disagree (SD)	2 Disagree (D)	3 Agree (A)	4 Strongly Agree (SA)	Mean Rating
<p>b. Encourage students to share their ideas about things we are studying in class.</p> <p><i>* High Expectations/Academic Rigor/Challenge Domain</i></p>	311	13 4.2%	59 19.0%	178 57.2%	61 19.6%	2.92
<p>c. Often require me to explain my answers.</p> <p><i>* High Expectations/Academic Rigor/Challenge Domain</i></p>	311	7 2.3%	42 13.5%	178 57.2%	84 27.0%	3.09
<p>d. Really care about me.</p> <p><i>* Student Support Domain</i></p>	311	14 4.5%	51 16.4%	179 57.6%	67 21.5%	2.96
<p>e. Help me make up work after an excused absence.</p> <p><i>* Student Support Domain</i></p>	311	37 11.9%	71 22.8%	143 46.0%	60 19.3%	2.73

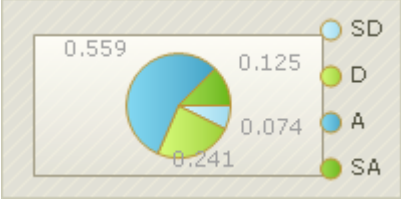
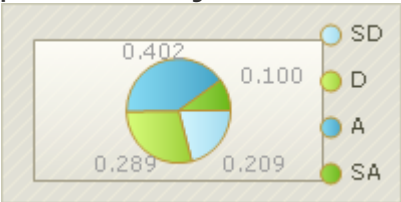
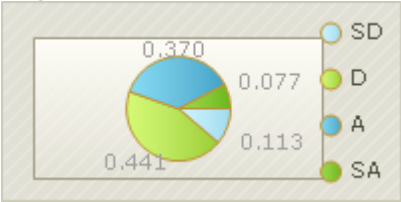
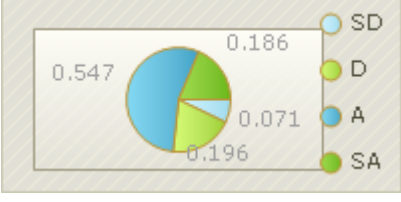
Student Middle Detail Report

Question	Total Answers	1 Strongly Disagree (SD)	2 Disagree (D)	3 Agree (A)	4 Strongly Agree (SA)	Mean Rating
<p>f. Often assign homework that helps me learn.</p>  <p><i>* High Expectations/Academic Rigor/Challenge Domain</i></p>	311	32 10.3%	72 23.2%	156 50.2%	51 16.4%	2.73
<p>g. Think all students can do challenging school work.</p>  <p><i>* High Expectations/Academic Rigor/Challenge Domain</i></p>	311	19 6.1%	103 33.1%	132 42.4%	57 18.3%	2.73
 <p>Note: Each respondents collection of answers for the question set above are averaged and plotted into this graph to show how the scores are distributed across the entire collection of respondents. In this specific set '0 to 10' would relate to 'Strongly Disagree' and '>90 to 100' would relate to 'Strongly Agree'.</p>						

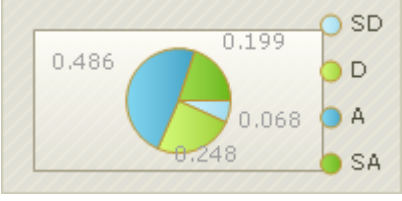
Student Middle Detail Report

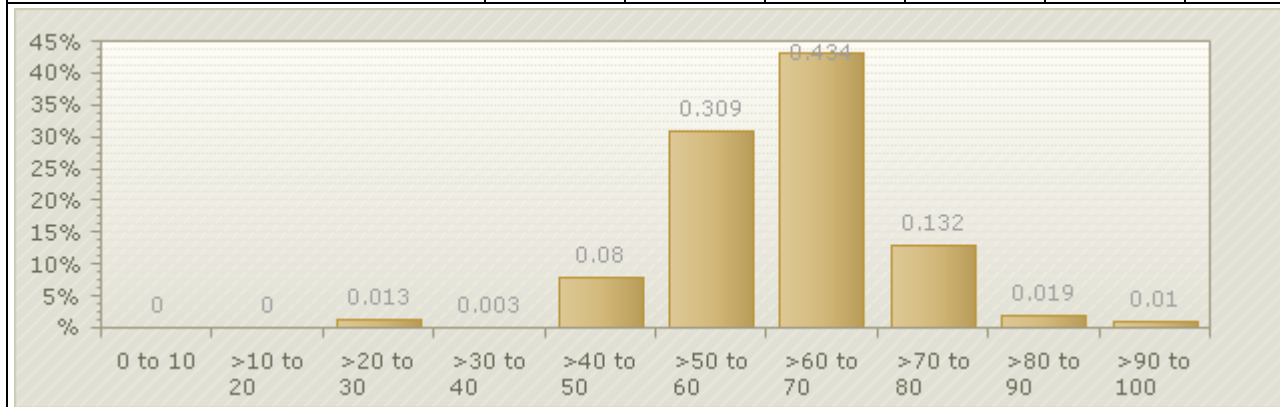
Question	Total Answers	1 Strongly Disagree (SD)	2 Disagree (D)	3 Agree (A)	4 Strongly Agree (SA)	Mean Rating
5. How much do you agree with the following:						
<p>a. Adults in this school are often too busy to give students extra help.</p>  <p><i>* Student Support Domain</i> ** Note: This question has been altered for this report so that the answer reflects the true value of other questions within the report. A disagreement with this question is a positive answer and would skew the total value of the domain.</p>	311	61 19.6%	167 53.7%	70 22.5%	13 4.2%	2.89
<p>b. Adults in this school apply the same rules to all students equally.</p>  <p><i>* Student Support Domain</i></p>	311	45 14.5%	110 35.4%	118 37.9%	38 12.2%	2.48
<p>c. I wish I went to a different school.</p>  <p><i>* Student Support Domain</i> ** Note: This question has been altered for this report so that the answer reflects the true value of other questions within the report. A disagreement with this question is a positive answer and would skew the total value of the domain.</p>	311	89 28.6%	135 43.4%	50 16.1%	37 11.9%	2.89

Student Middle Detail Report

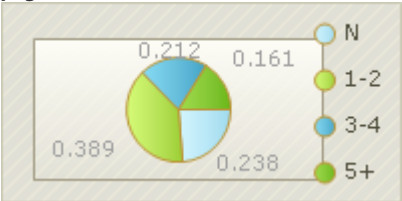
Question	Total Answers	1 Strongly Disagree (SD)	2 Disagree (D)	3 Agree (A)	4 Strongly Agree (SA)	Mean Rating
<p>d. I can get extra help at school outside of my regular classes.</p>  <p><i>* Student Support Domain</i></p>	311	23 7.4%	75 24.1%	174 55.9%	39 12.5%	2.74
<p>e. A counselor at this school has helped me plan for life after high school.</p>  <p><i>* Student Support Domain</i></p>	311	65 20.9%	90 28.9%	125 40.2%	31 10.0%	2.39
<p>f. When students in this school already know the material that is being taught, the teacher gives them more advanced assignments.</p>  <p><i>* High Expectations/Academic Rigor/Challenge Domain</i></p>	311	35 11.3%	137 44.1%	115 37.0%	24 7.7%	2.41
<p>g. Adults in this school are usually willing to take the time to give students extra help.</p>  <p><i>* Student Support Domain</i></p>	311	22 7.1%	61 19.6%	170 54.7%	58 18.6%	2.85

Student Middle Detail Report

Question	Total Answers	1 Strongly Disagree (SD)	2 Disagree (D)	3 Agree (A)	4 Strongly Agree (SA)	Mean Rating
<p>h. Students at this school are expected to learn challenging math material to get them ready for high school.</p>  <p><i>* High Expectations/Academic Rigor/Challenge Domain</i></p>	311	21 6.8%	77 24.8%	151 48.6%	62 19.9%	2.82



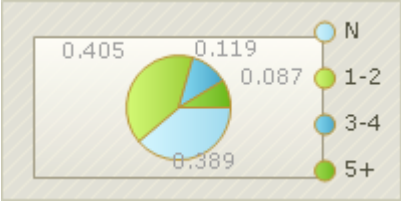
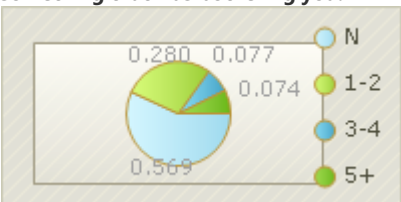
Note: Each respondents collection of answers for the question set above are averaged and plotted into this graph to show how the scores are distributed across the entire collection of respondents. In this specific set '0 to 10' would relate to 'Strongly Disagree' and '>90 to 100' would relate to 'Strongly Agree'.

Question	Total Answers	1 Never (N)	2 1 or 2 times (1-2)	3 3 or 4 times (3-4)	4 5 or more times (5+)	Mean Rating
6. Please indicate how often you have done the following this school year:						
<p>a. Write a research paper of 2 or more pages.</p>  <p><i>* High Expectations/Academic Rigor/Challenge Domain</i></p>	311	74 23.8%	121 38.9%	66 21.2%	50 16.1%	2.30

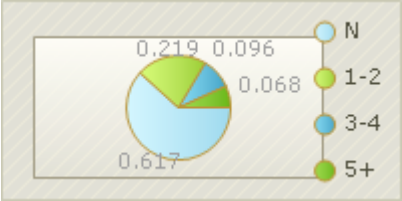
Student Middle Detail Report

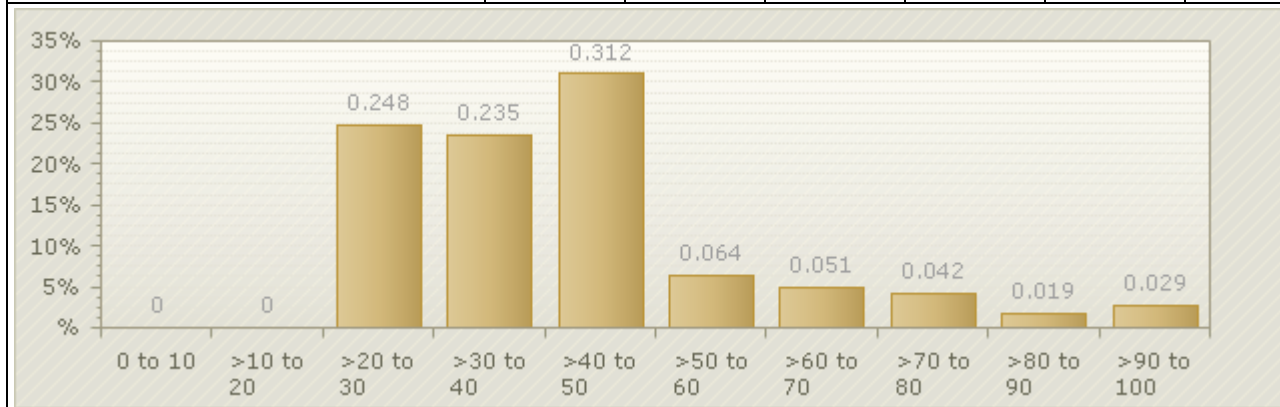
Question	Total Answers	1 Never (N)	2 1 or 2 times (1- 2)	3 3 or 4 times (3- 4)	4 5 or more times (5+)	Mean Rating
<p>b. Write a paper in which you defended your own point of view or ideas.</p> <p><i>* High Expectations/Academic Rigor/Challenge Domain</i></p>	311	84 27.0%	126 40.5%	70 22.5%	31 10.0%	2.15
<p>c. Make a formal presentation to a class about something you read or researched.</p> <p><i>* High Expectations/Academic Rigor/Challenge Domain</i></p>	311	68 21.9%	139 44.7%	65 20.9%	39 12.5%	2.24
<p>Note: Each respondents collection of answers for the question set above are averaged and plotted into this graph to show how the scores are distributed across the entire collection of respondents. In this specific set '0 to 10' would relate to 'Never' and '>90 to 100' would relate to '5+'.</p>						

Student Middle Detail Report

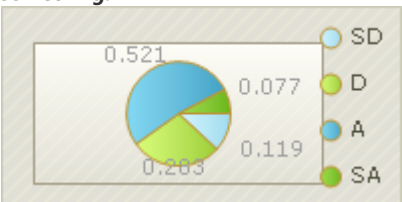
Question	Total Answers	1 Never (N)	2 1 or 2 times (1-2)	3 3 or 4 times (3-4)	4 5 or more times (5+)	Mean Rating
7. Please indicate how often you have done the following this school year:						
<p>a. Talked to a teacher about a problem you were having in class.</p>  <p><i>* Student Support Domain</i></p>	311	121 38.9%	126 40.5%	37 11.9%	27 8.7%	1.90
<p>b. Talked to an adult at school about something that was bothering you.</p>  <p><i>* Student Support Domain</i></p>	311	177 56.9%	87 28.0%	24 7.7%	23 7.4%	1.66

Student Middle Detail Report

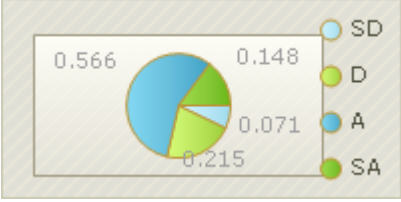
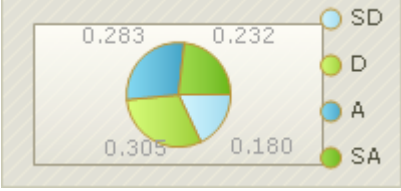
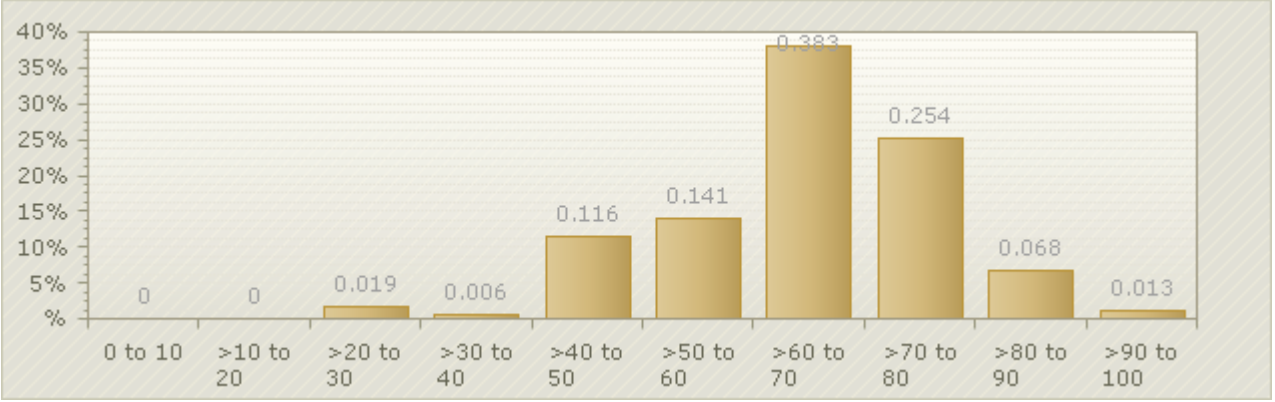
Question	Total Answers	1 Never (N)	2 1 or 2 times (1- 2)	3 3 or 4 times (3- 4)	4 5 or more times (5+)	Mean Rating
<p>c. Talked to an adult at school about something outside of school that is important to you.</p> 						
* Student Support Domain	311	192 61.7%	68 21.9%	30 9.6%	21 6.8%	1.61



Note: Each respondents collection of answers for the question set above are averaged and plotted into this graph to show how the scores are distributed across the entire collection of respondents. In this specific set '0 to 10' would relate to 'Strongly Disagree' and '>90 to 100' would relate to 'Strongly Agree'.

Question	Total Answers	1 Strongly Disagree (SD)	2 Disagree (D)	3 Agree (A)	4 Strongly Agree (SA)	Mean Rating
8. How much do you agree with the following statements about my teachers:						
<p>a. Notice if I have trouble learning something.</p> 						
* Student Support Domain	311	37 11.9%	88 28.3%	162 52.1%	24 7.7%	2.56

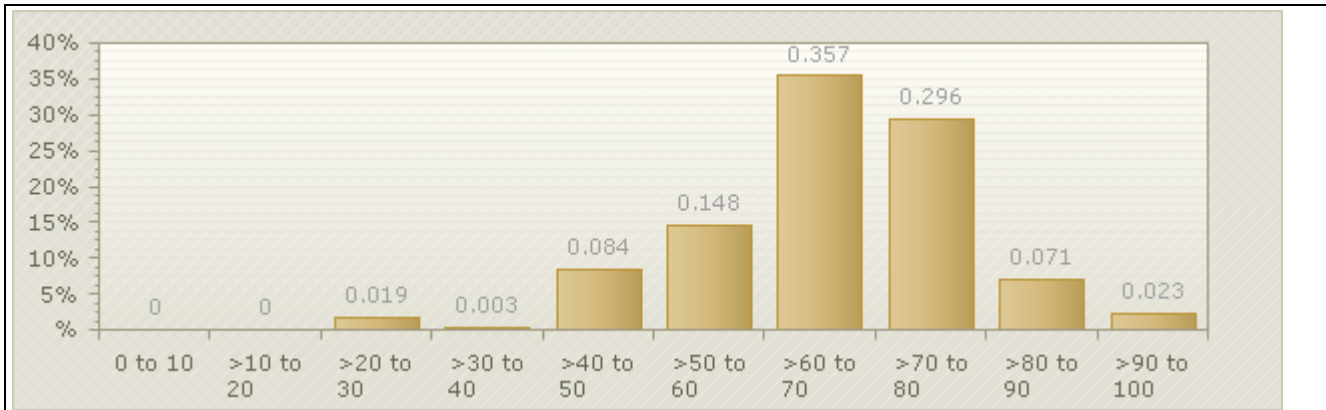
Student Middle Detail Report

Question	Total Answers	1 Strongly Disagree (SD)	2 Disagree (D)	3 Agree (A)	4 Strongly Agree (SA)	Mean Rating
b. Will help me improve my work if I do poorly on an assignment. 	311	22 7.1%	67 21.5%	176 56.6%	46 14.8%	2.79
* Student Support Domain						
Question	Total Answers	1 Never (N)	2 1 or 2 times (1-2)	3 3 or 4 times (3-4)	4 5 or more times (5+)	Mean Rating
c. Treat some students better than others. 	311	56 18.0%	95 30.5%	88 28.3%	72 23.2%	2.43
* Student Support Domain ** Note: This question has been altered for this report so that the answer reflects the true value of other questions within the report. A disagreement with this question is a positive answer and would skew the total value of the domain.						
						
Note: Each respondents collection of answers for the question set above are averaged and plotted into this graph to show how the scores are distributed across the entire collection of respondents. In this specific set '0 to 10' would relate to 'Strongly Disagree' and '>90 to 100' would relate to 'Strongly Agree'.						

Student Middle Detail Report

Question	Total Answers	1 Strongly Disagree (SD)	2 Disagree (D)	3 Agree (A)	4 Strongly Agree (SA)	Mean Rating
9. How much do you agree with the following statements about your classes:						
<p>a. The topics we are studying are interesting and challenging.</p> <p><i>* High Expectations/Academic Rigor/Challenge Domain</i></p>	311	39 12.5%	110 35.4%	150 48.2%	12 3.9%	2.43
<p>b. These classes really make me think.</p> <p><i>* High Expectations/Academic Rigor/Challenge Domain</i></p>	311	23 7.4%	58 18.6%	201 64.6%	29 9.3%	2.76
<p>c. I am usually bored in my classes.</p> <p><i>* High Expectations/Academic Rigor/Challenge Domain</i></p> <p>** Note: This question has been altered for this report so that the answer reflects the true value of other questions within the report. A disagreement with this question is a positive answer and would skew the total value of the domain.</p>	311	20 6.4%	89 28.6%	109 35.0%	93 29.9%	2.12

Student Middle Detail Report

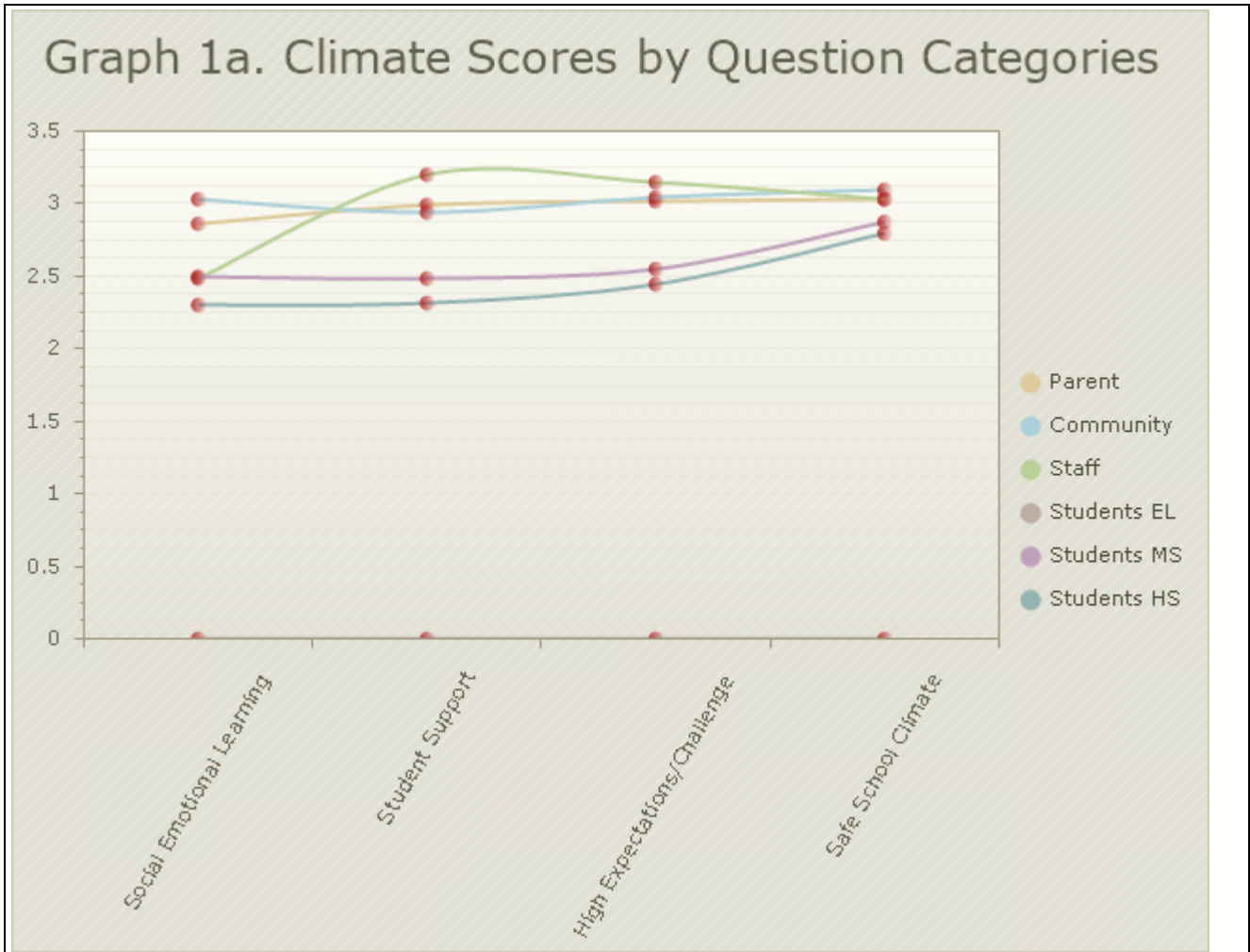


Note: Each respondents collection of answers for the question set above are averaged and plotted into this graph to show how the scores are distributed across the entire collection of respondents. In this specific set '0 to 10' would relate to 'Strongly Disagree' and '>90 to 100' would relate to 'Strongly Agree'.

Safeschools Reference Data						
	Academic	Conduct	Drug & Alcohol	Tobacco	Violence	Weapon
Out of School Suspensions	0	26	2	0	4	3
Expulsions	0	0	0	0	0	2
Truancy Rate	4.48%					

Notes:

Student Middle Detail Report



Added/Custom Questions	
Question	Results
My school provides students with opportunities to get involved in improving school climate.	
No	42 13.5%
Uncertain	125 40.2%
Yes	144 46.3%
I feel I have a voice in my school concerning how to improve school climate.	
No	110 35.4%
Yes	86 27.7%
Uncertain	115 37%
Adults in my school get involved to help stop or solve student conflicts.	
Uncertain	74 23.8%
Yes	184 59.2%

No	53 17%
Adults in my school follow through when I report a problem.	
No	55 17.7%
Uncertain	130 41.8%
Yes	126 40.5%
Most students at my school make new students feel welcomed.	
No	45 14.5%
Yes	178 57.2%
Uncertain	88 28.3%
Most students at my school invite others to join in games and activities.	
No	88 28.3%
Uncertain	101 32.5%
Yes	122 39.2%
There is a lot of tension in this school between people of different cultures, races, or ethnicities.	
No	258 83%
Yes	53 17%
I have been disrespected by an adult at this school because of my race, ethnicity, or culture.	
No	283 91%
Yes	28 9%
My class lessons include examples of my racial, ethnic, or cultural background.	
No	177 56.9%
Yes	134 43.1%